

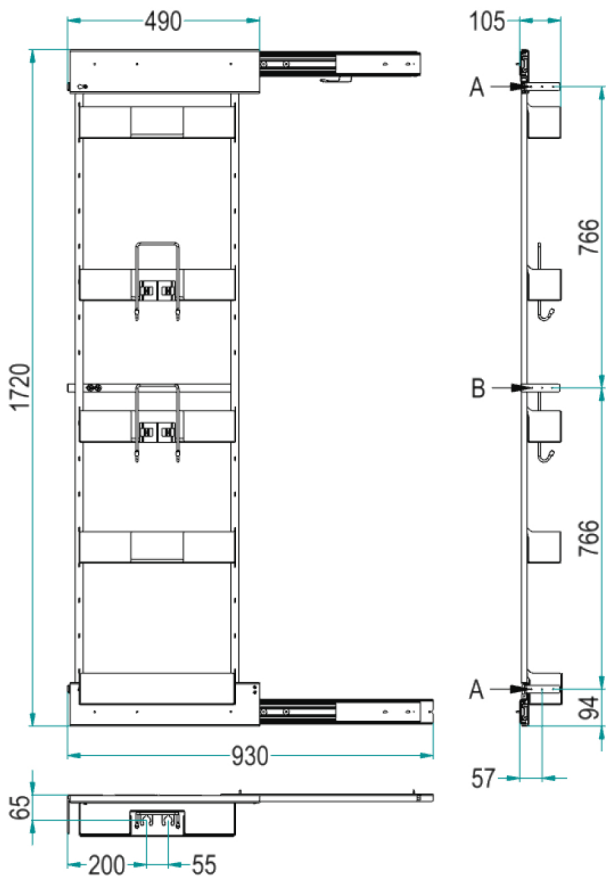
841RY

hyper

Colonna portascopo - Reversible Reversible Brum-holder pull-out column

INOXA

SCHEDA TECNICA - DATASHEET



Il codice si riferisce all'articolo completo (meccanismo + cesti)
The code refers to the whole article (mechanism + baskets)

841 R Y (AS) / 15 AR

Tipo Cesto

Basket Type

Y - Hyper

(Lamiere / 1,2mm Metal Sheet)

Optional -

AS - Tappetino anti-scivolo

Anti-slip mat

**Finitura Struttura / Cesto -
Structure Finishing / Basket -**
AR: Ardesia / Ardesia
"Slate" / "Slate"

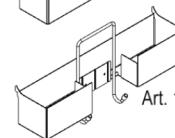
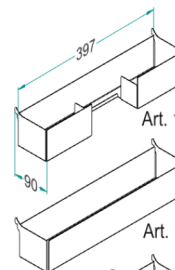
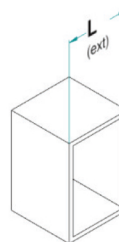
Misura Anta / Door Size [cm]	L [mm]
15	150

Staffe Anta
Door Brackets

A Inferiore/Superiore
Upper/Lower



B Centrale - central



Portata guide 60 Kg.
Slides load capacity kg 60.

Soft-Close di serie / Soft-Close as standard
Tappetino antiscivolo a richiesta / Anti-slip mat on demand
Altezza interna utile mm 80 / Inside height 80 mm